

Bharat CSR Performance Report 2018 - 2023

A Five Year Journey of Investment & Impact



India Towards Viksit Bharat

July 2024

Table of Contents

Brief overview of Corporate Social Responsibility (CSR) in India.....	1
Data Analysis of CSR spent by Companies in India in last 5 years.....	2
Top 10 Company’s CSR expenditure.....	3
Five Companies that have Consistently Ranked in the List of Top 10 CSR Spenders Over the Past Five Years.....	6
SDGs and CSR.....	7
Top 3 Priority SDGs of Corporates.....	7
Top 5 Thematic areas where the highest CSR amount has been Spent.....	8
Total CSR Spent in last Five Years: Sector – wise.....	10
CSR Spent: Developmental Sectors Vs Government Funds.....	11
Total CSR amount spent in last five years – State Wise.....	13
Top 10 States to receive highest CSR Investments.....	13
10 States to receive Lowest CSR Investments.....	16
Total CSR Projects from 2018 – 19 to 2022 – 23.....	17

A. Brief overview of Corporate Social Responsibility (CSR) in India

1) Historical Context

CSR in India has its roots in traditional philanthropy, with businesses historically involved in community welfare. However, modern CSR began to take shape in the late 20th century, influenced by global CSR movements and the need for sustainable business practices.



2) Legislative Framework

The most significant milestone in CSR in India was the introduction of the Companies Act, 2013, which made CSR mandatory for certain companies.

According to Section 135 of the Act:

- Companies with a **net worth of INR 500 crore or more**, a **turnover of INR 1,000 crore or more**, or a **net profit of INR 5 crore or more** in a financial year are required to spend **at least 2% of their average net profit** of the **last three years** on CSR activities.

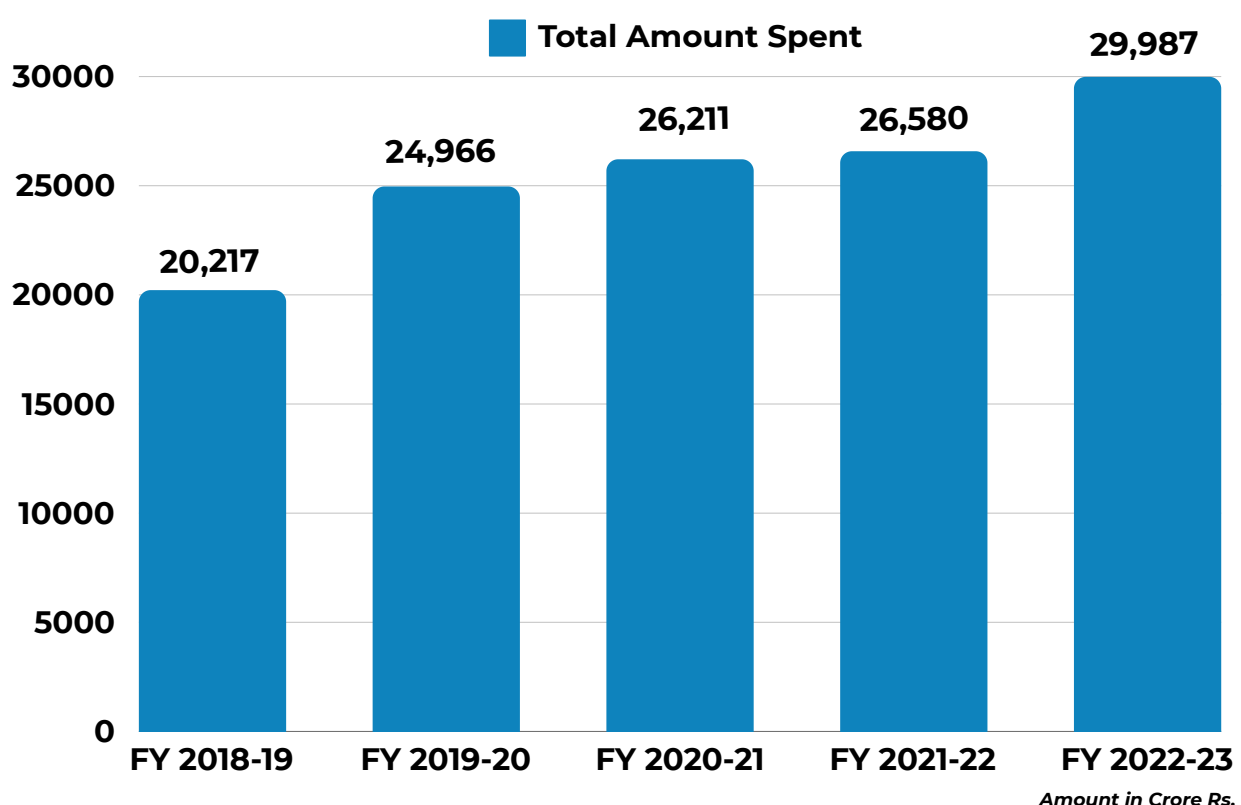
3) Importance of CSR:

CSR is crucial as it represents a company's commitment to operating ethically and contributing positively to society beyond its financial interests. CSR fosters sustainable development by addressing social, environmental, and economic impacts of business activities. It enhances a company's reputation, builds consumer trust, and strengthens employee morale, ultimately leading to long-term business success. By investing in community welfare, environmental protection, and ethical practices, businesses not only comply with legal requirements but also create a positive ripple effect that can drive broader societal progress.

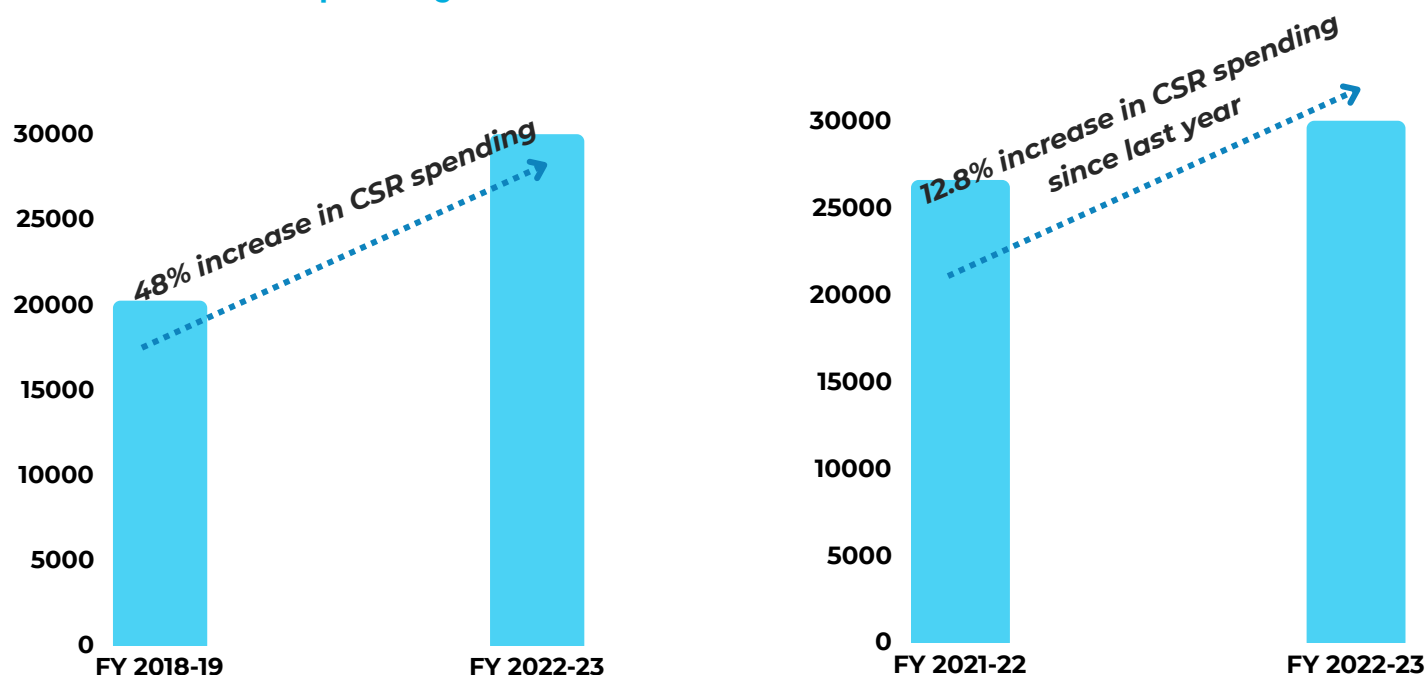
B. Data Analysis of CSR spent by Companies in India in last 5 years:

This report comprehensively covers the crucial CSR data and funds expended by companies over the past five years, from 2018 to 2023. It includes detailed analysis of the CSR expenditures, trends, and patterns during this period. The data has been meticulously compiled and special care has been taken to ensure accuracy and reliability. This report aims to provide a clear and detailed picture of CSR activities, helping stakeholders understand how companies have allocated and utilized their CSR funds for social and environmental initiatives & thus leading to the overall development of Bharat. This is a comprehensive report and not restricted to a limited number of Companies.

Over the **past five years**, corporate entities have collectively spent approx. **INR 1.27 lakh crore** (around 15.47 billion USD) on CSR activities. This substantial investment underscores the commitment of businesses to fulfilling their social and environmental responsibilities. The funds have been directed towards a diverse range of initiatives, including Education, Healthcare, Poverty Alleviation, Environmental Sustainability, and Community Development. This significant expenditure reflects the growing recognition among corporations of the importance of contributing to societal well-being and sustainable development.



Growth in CSR Spending: 2018 - 2023



C. Top 10 Company's CSR expenditure:

1) For the FY 2018 - 19

In FY 2018 – 19, the top 10 companies collectively spent **INR 4,356 crore on CSR activities**. This expenditure represents **21.54%** of the total CSR funds spent by all companies during the financial year.

Sr. No.	Name of the Company	Amount in Crore Rs.
1	Reliance Industries Ltd.	849
2	Oil And Natural Gas Corporation Ltd.	587
3	Indian Oil Corporation Ltd.	468
4	HDFC Bank Ltd.	444
5	Tata Consultancy Services Ltd.	434
6	Infosys Ltd.	342
7	Mahanadi Coalfields Ltd.	334
8	ITC Ltd.	307
9	Tata Steel Ltd.	305
10	NTPC Ltd.	285
Total (In Crore Rs.)		4,356

2) For the FY 2019 - 20

In FY 2019 – 20, the top 10 companies collectively spent **INR 5,074 crore on CSR activities**. This expenditure represents **20.32%** of the total CSR funds spent by all companies during the financial year.

Sr. No.	Name of the Company	Amount in Crore Rs.
1	Reliance Industries Ltd.	909
2	Tata Consultancy Services Ltd.	602
3	Oil And Natural Gas Corporation Ltd.	582
4	Tata Sons Private Ltd.	549
5	HDFC Bank Ltd.	535
6	Indian Oil Corporation Ltd.	518
7	Infosys Ltd.	360
8	Power Grid Corporation of India Ltd.	346
9	Bharat Petroleum Corporation Ltd.	346
10	ITC Ltd.	326
Total (In Crore Rs.)		5,074

3) For the FY 2020 - 21

In FY 2020 – 21, the top 10 companies collectively spent **INR 5,116 crore on CSR activities**. This expenditure represents **19.51%** of the total CSR funds spent by all companies during the financial year.

Sr. No.	Name of the Company	Amount in Crore Rs.
1	Reliance Industries Ltd.	922
2	Tata Consultancy Services Ltd.	674
3	HDFC Bank Ltd.	634
4	Tata Sons Private Ltd.	546
5	Oil And Natural Gas Corporation Ltd.	531
6	Indian Oil Corporation Ltd.	445
7	NTPC Ltd.	419
8	Infosys Ltd.	362
9	ITC Ltd.	335
10	Wipro Ltd.	247
Total (In Crore Rs.)		5,116

4) For the FY 2021 - 22

In FY 2021 – 22, the top 10 companies collectively spent **INR 4,564 crore on CSR activities**. This expenditure represents **17.36%** of the total CSR funds spent by all companies during the financial year.

Sr. No.	Name of the Company	Amount in Crore Rs.
1	Reliance Industries Ltd.	812
2	HDFC Bank Ltd.	723
3	Tata Consultancy Services Ltd.	720
4	Oil and Natural Gas Corporation Ltd.	436
5	NTPC Ltd.	357
6	Infosys Ltd.	344
7	ITC Ltd.	333
8	NMDC Ltd.	287
9	Indian Oil Corporation Ltd.	284
10	ICICI Bank Ltd.	267
Total (In Crore Rs.)		4,564

5) For the FY 2022 - 23

In FY 2022 – 23, the top 10 companies collectively spent **INR 5,070 crore on CSR activities**. This expenditure represents **16.90%** of the total CSR funds spent by all companies during the financial year.

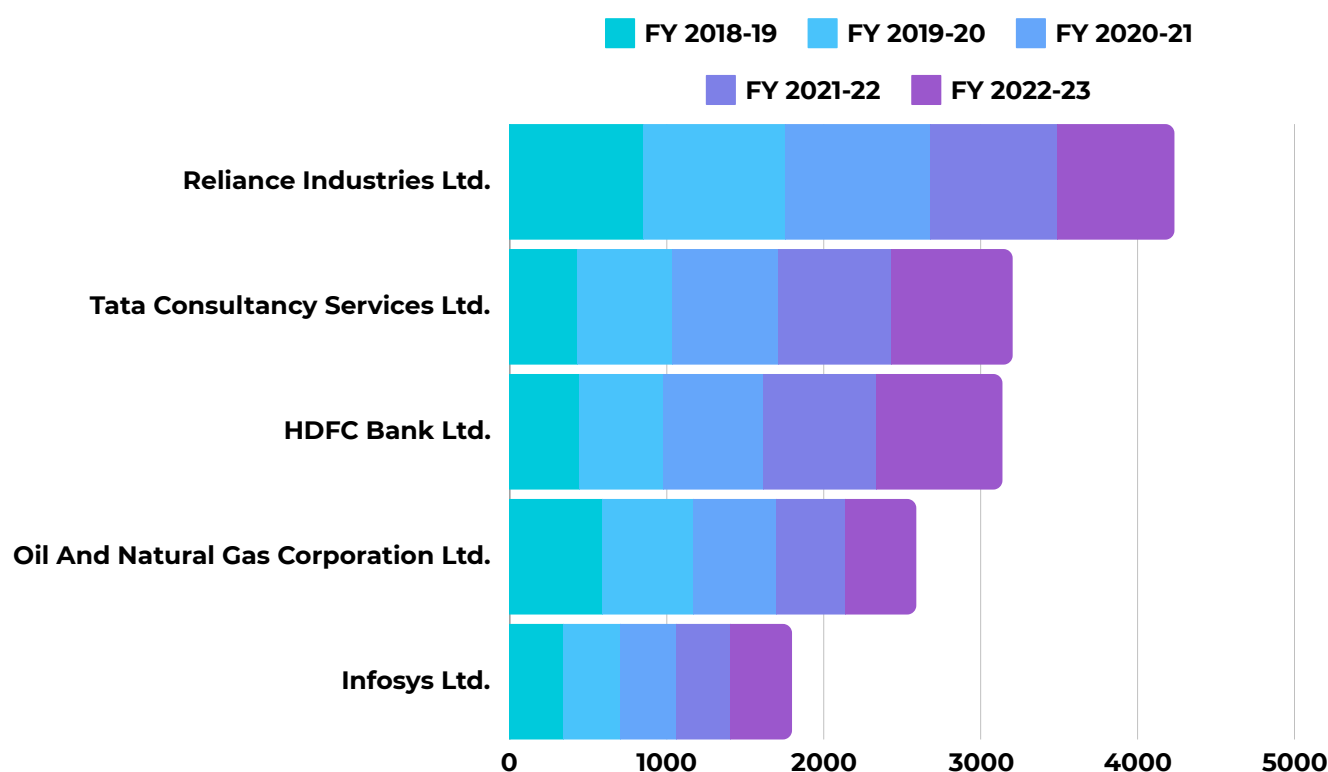
Sr. No.	Name of the Company	Amount in Crore Rs.
1	HDFC Bank Ltd.	803
2	Tata Consultancy Services Ltd.	774
3	Reliance Industries Ltd.	743
4	ICICI Bank Ltd.	477
5	Tata Steel Ltd.	475
6	Oil and Natural Gas Corporation Ltd.	454
7	Infosys Ltd.	390
8	ITC Ltd.	323
9	NTPC Ltd.	320
10	Power Grid Corporation of India Ltd.	311
Total (In Crore Rs.)		5,070

D. Five Companies that have Consistently Ranked in the List of Top 10 CSR Spenders Over the Past Five Years:



Amount in Crore Rs.

Sr. No.	Name of the Company	2018-19	2019-20	2020-21	2021-22	2022-23	Total
1	Reliance Industries Ltd.	849	909	922	812	743	4,235
2	Tata Consultancy Services Ltd.	434	602	674	720	774	3,204
3	HDFC Bank Ltd.	444	535	634	723	803	3,139
4	Oil And Natural Gas Corporation Ltd.	587	582	531	436	454	2,590
5	Infosys Ltd.	342	360	362	344	390	1,798



E. SDGs and CSR:

CSR projects are crucial for achieving the SDGs as they align business operations with societal needs, fostering economic growth, social inclusion, and environmental sustainability. By addressing issues such as poverty, education, and climate change, CSR initiatives contribute to a more equitable and sustainable future. These projects enhance corporate reputation and stakeholder trust while driving innovation and long-term success. Ultimately, CSR acts as a bridge between corporate goals and global priorities (SDGs) and thus paves a way for a Sustainable and Developed Bharat.



Top 3 Priority SDGs of Corporates:

When implementing CSR activities, certain SDGs often emerge as more important due to their direct impact on the immediate needs of the community and the strategic objectives of the organization.

Here are the top three SDGs that corporates prioritize for their CSR projects



GOOD HEALTH AND WELL - BEING

From FY 2018-19 to FY 2022-23, CSR investments in health-related initiatives increased by **57%**. This substantial rise reflects a growing corporate commitment to addressing health challenges and enhancing public healthcare through strategic CSR efforts.



QUALITY EDUCATION

Over the past five years (2018-2023), Education (Including livelihood) has consistently received the largest share of CSR investments. From FY 2018-19 to FY 2022-23, there has been a **65%** increase in funding for education projects through CSR initiatives



CLIMATE ACTION

CSR investments in environment, animal welfare, and resource conservation grew significantly by **71.38%** from FY 2018-19 to FY 2022-23. Companies are also focusing on these areas to enhance their brand and ensure long-term business sustainability

F .Top 5 Thematic areas where the highest CSR amount has been Spent:

In the past five years, **INR 1.27 Lakh Crore** has been invested across a range of CSR projects, with a significant portion spent to thematic areas as detailed below:

Amount in Crore Rs.

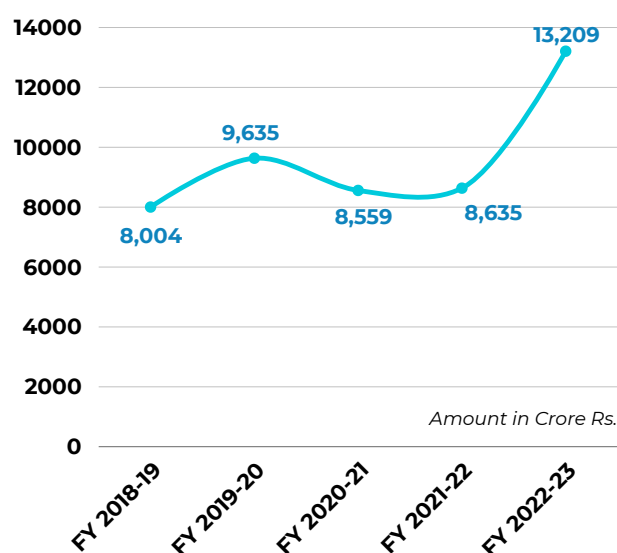
Sr. No	Thematic Areas	2018-19	2019-20	2020-21	2021-22	2022-23	Total
1	Education, Differently Abled, livelihood	8,004	9,635	8,559	8,635	13,209	48,042
2	Health, Eradicating Hunger, Poverty and Malnutrition, Safe Drinking water, Sanitation	5,548	6,840	9,275	10,196	8,739	40,598
3	Environment, Animal Welfare, Conservation of Resources	1,705	1,805	1,337	2,909	2,922	10,678
4	Rural Development	2,434	2,301	1,851	1,833	2,005	10,424
5	Prime Ministers National Relief Fund	324	798	1,698	1,215	816	4,851



Education, Differently Abled, livelihood Projects:

Corporate CSR spending on Education, Differently Abled, and Livelihood sectors has surged in recent years. Between FY 2018-19 and 2022-23, investments skyrocketed by nearly **65%**, reaching **₹ 13,209 crores**. The past year alone witnessed a remarkable **53%** increase in CSR Investment in this sector.

This consistent and substantial growth underscores the heightened corporate focus on these critical areas, signifying a long-term commitment to social impact.

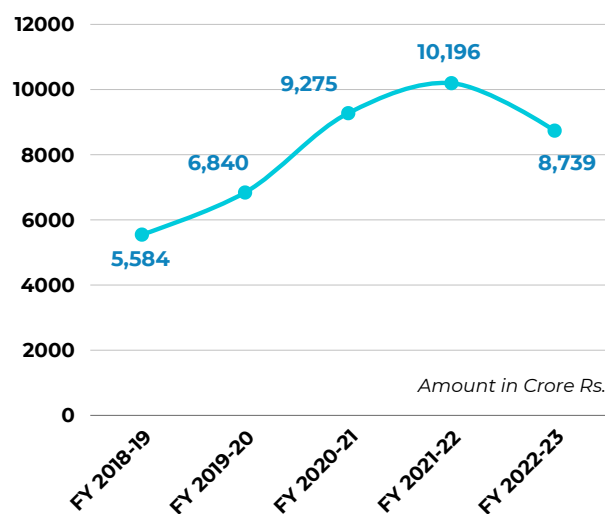




Health, Eradicating Hunger, Poverty and Malnutrition, Safe Drinking water, Sanitation

CSR spending in health related sectors has shown a steady increase of **57%** over the past five years, with a notable surge of **35%** in FY 2020-21 likely attributed to the COVID-19 pandemic.

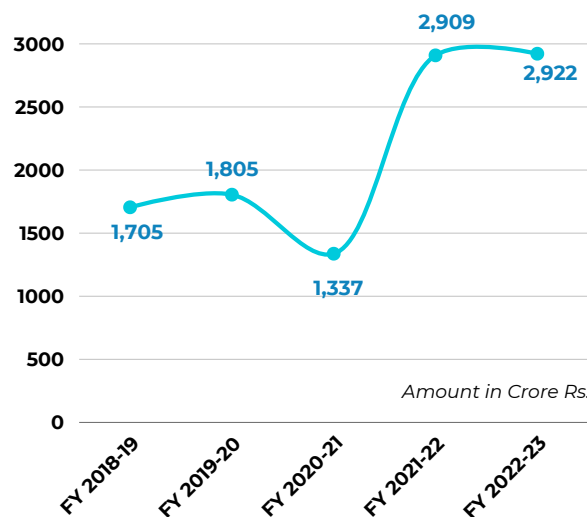
However, the post-pandemic (COVID-19) period has witnessed a **14%** decline in CSR investments in health sector.



Environment, Animal Welfare, Conservation of Resources

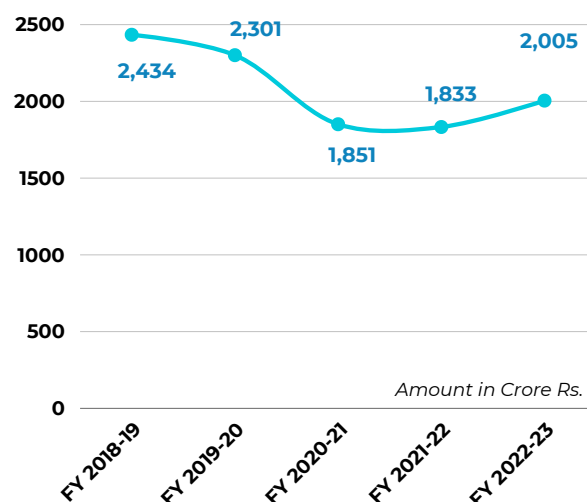
CSR spending on Environment, Animal Welfare, and Conservation of Resources has shown a significant **71%** increase since past five years, reflecting growing corporate environmental responsibility.

However, the trajectory is uneven, with a sharp decline in FY 2020-21 likely due to the pandemic.



Rural Development Projects

Investment in Rural Development projects declined by **18%** between FY 2018-19 and FY 2022-23. This drop can be attributed to increased spending by Govt. and thus minimizing the need of CSR funds at this front.



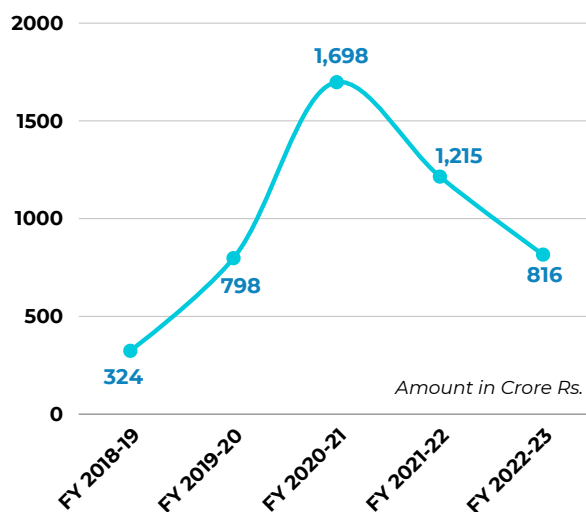


Prime Ministers National Relief Fund

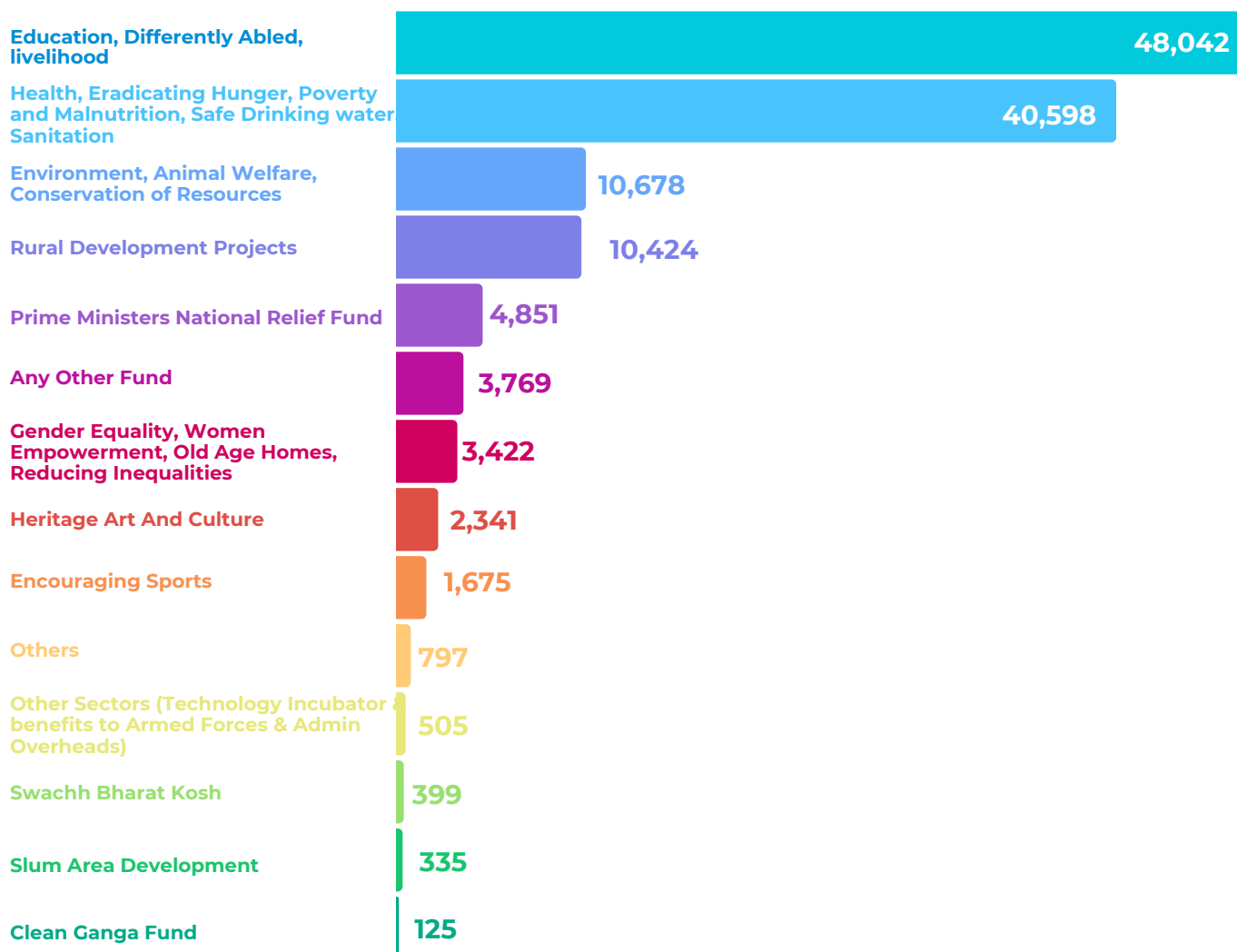
PMNRF funds surged **152%** from FY 2018 - 19 to FY 2022 - 23, with a staggering **112%** increase in FY2020-21.

The COVID - 19 pandemic likely fueled this surge through heightened public empathy, government appeals, and increased donations.

However, the post-pandemic period has seen a significant decline, with contributions returning to pre-pandemic levels.



Total CSR Spent in last Five Years: Sector-wise (INR Cr.)



Amount in Crore Rs.

G. CSR Spent: Developmental Sectors Vs Government Funds:

Over the past five financial years, the data reveals a clear distinction between CSR spent by Companies directly for beneficiaries and CSR Donations made to Government Funds (like PMNRF, Swachh Bharat Kosh and Clean Ganga).

FY 2018 - 2019



In the FY 2018-19, a total of ₹18,851 crore were invested in Developmental Sectors accounting to 93% of investment from the total CSR spent during the year.



In FY 2018-19, ₹427 crore was donated to Government Funds.

***Projects worth ₹ 941 Crore (5% of the total CSR spent) were ambiguous**

FY 2019 - 2020



In the FY 2019-20, a total of ₹22,556 crore were invested in Developmental Sectors accounting to 90% of investment from the total CSR spent during the year.



In FY 2019-20, ₹858 crore was donated to Government Funds.

***Projects of ₹ 1,551 Crore (6% of the total CSR spent) were ambiguous**

FY 2020 - 2021



In the FY 2020-21, a total of ₹22,370 crore were invested in Developmental Sectors accounting to 85% of investment from the total CSR spent during the year.



In FY 2020-21, ₹1,872 crore was donated to Government Funds. The contributions increased because of Covid-19 Pandemic.

***Projects of ₹ 1,968 Crore (8% of the total CSR spent) were ambiguous**

FY 2021 - 2022



In the FY 2021-22, a total of ₹24,908 crore were invested in Developmental Sectors accounting to 94% of investment from the total CSR spent during the year.



In FY 2021-22, ₹1,305 was donated to Government Funds.

***Projects of ₹ 365.59 Crore (1% of the total CSR spent) were ambiguous**

FY 2022 - 2023



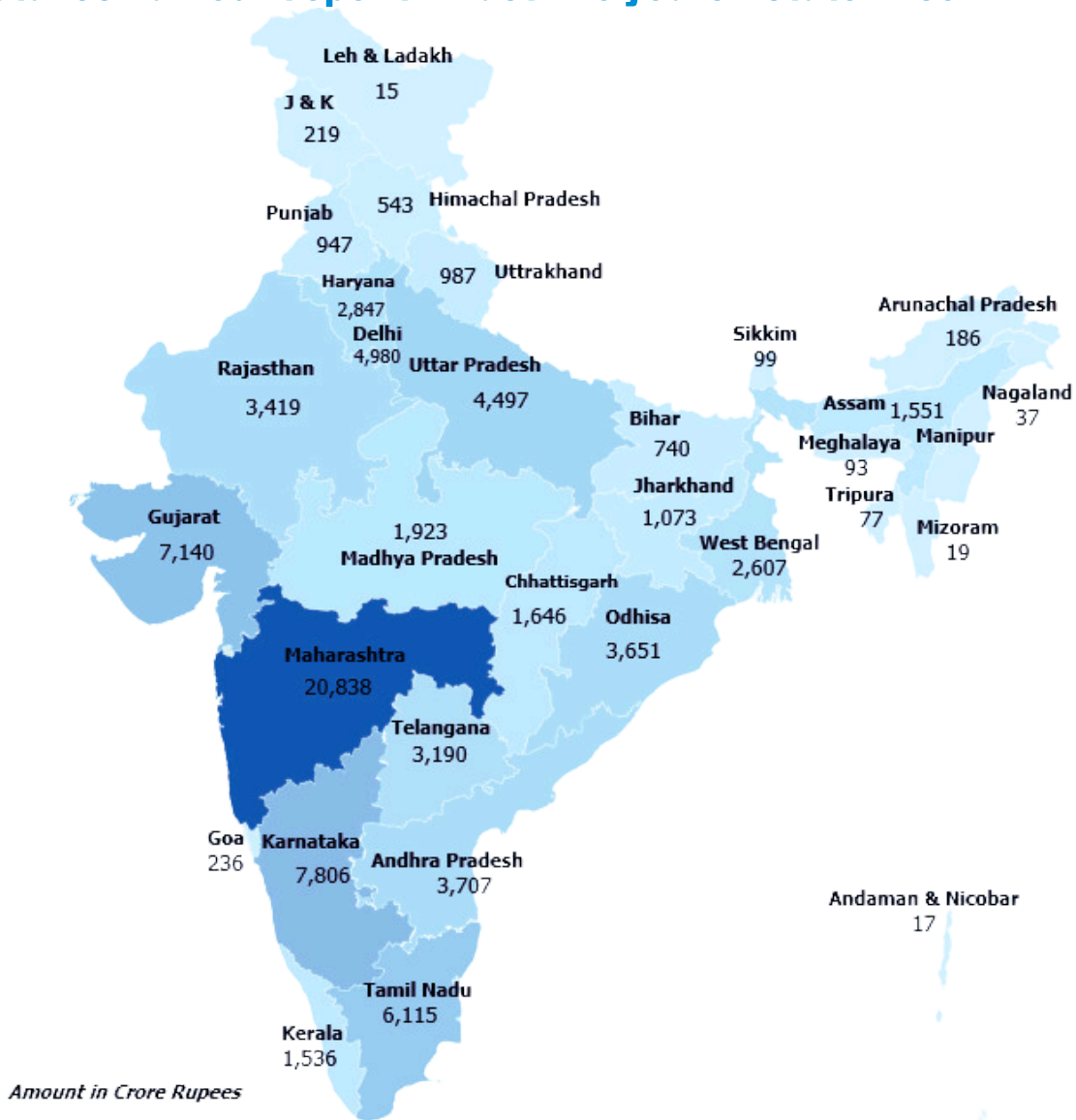
In the FY 2022-23, a total of ₹28,830 crore were invested in Developmental Sectors accounting to 92% of investment from the total CSR spent during the year.



In FY 2022-23, ₹913 crore was donated to Government Funds. The investments decreased by 30% since last year, and has reached to pre covid level of investment.

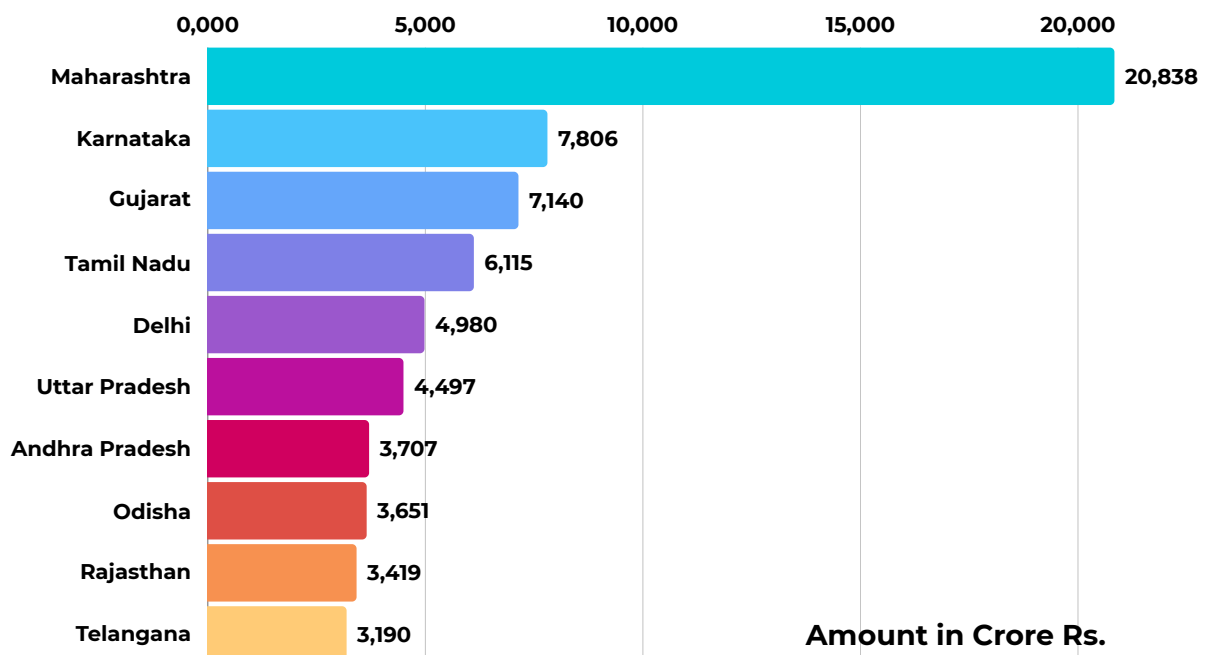
***Projects of ₹ 245.5 Crore (4% of the total CSR spent) were ambiguous**

H. Total CSR amount spent in last five years - State Wise



*Projects implemented in PAN India are not covered in this Map

I. Top 10 States to receive highest CSR Investments:



Maharashtra: State with the Highest CSR Spending

Amount in Crore Rs.

State	2018 – 19	2019 – 20	2020 – 21	2021 – 22	2022 – 23	Total
Maharashtra	3,148	3,353	3,465	5,375	5,497	20,838



Total CSR spent in the country in last five years have increase by 48%. However the total funds received by Maharashtra in last five years have increased by staggering **75%**. As most of the larger companies are registered in Maharashtra, the state naturally enjoys to be the first choice for CSR spending

Karnataka: Second Highest CSR Spender

Amount in Crore Rs.

State	2018 – 19	2019 – 20	2020 – 21	2021 – 22	2022 – 23	Total
Karnataka	1,258	1,448	1,278	1,837	1,986	7,806



Companies have consistently invested over 7,800 crore rupees in CSR projects in Karnataka since the last five years, witnessing a **58%** increase since 2018-19, which is in line with increase in total CSR investments.

Gujarat: Third Highest CSR Spender

Amount in Crore Rs.

State	2018 – 19	2019 – 20	2020 – 21	2021 – 22	2022 – 23	Total
Gujarat	1,082	984	1,462	1,604	2,008	7,140



Gujarat has demonstrated a significant increase in CSR spending over the years, rising from ₹ 1,082 crore in 2018-19 to ₹ 2,008 crore in 2022-23, marking an **86%** growth which is almost double the increase in total CSR spent in the country.

Tamil Nadu: Fourth Highest CSR Spender

Amount in Crore Rs.

State	2018 – 19	2019 – 20	2020 – 21	2021 – 22	2022 – 23	Total
Tamil Nadu	877	1,072	1,174	1,429	1,562	6,115



Tamil Nadu's is the only state in Top 5 whose CSR investments have shown a consistent increase over the past five years without a single decline.

Delhi: Fifth Highest CSR Spender

Amount in Crore Rs.

State	2018 – 19	2019 – 20	2020 – 21	2021 – 22	2022 – 23	Total
Delhi	751	830	725	1,190	1,484	4,980



Delhi's CSR spent is unique. Most of the states implement their CSR projects in and around their Factories or Corporate Offices, Delhi is the only state which hardly has any Factories and the CSR spent is carried out because of their Corporate Offices present in the Capital.

Uttar Pradesh: Sixth Highest CSR Spender

Amount in Crore Rs.

State	2018 – 19	2019 – 20	2020 – 21	2021 – 22	2022 – 23	Total
Uttar Pradesh	521	578	907	1,338	1,153	4,497



Uttar Pradesh consist of **17%** of the total population of the country, where as the total CSR investment received by the state in last five years has been approx. **4%** only.

Andhra Pradesh: Seventh Highest CSR Spender

Amount in Crore Rs.

State	2018 – 19	2019 – 20	2020 – 21	2021 – 22	2022 – 23	Total
Andhra Pradesh	666	710	720	656	955	3,707



CSR spending in Andhra Pradesh shows a steady rise from ₹ 666 crore in 2018 – 19 to ₹ 720 crore in 2020 – 21, followed by a dip to ₹ 656 crore in 2021 – 22.

Since last five years, the CSR investment in Andhra Pradesh has increased by **43%** which is in line with the increase in total CSR spent in the country.

Odisha: Eight Highest CSR Spender

Amount in Crore Rs.

State	2018 – 19	2019 – 20	2020 – 21	2021 – 22	2022 – 23	Total
Odisha	698	717	578	670	988	3,651



Odisha's CSR spending fluctuated but trended upward. There was a growth of **42%** in CSR investments in Odisha, which matches the increase in total CSR spent in the country.

Rajasthan: Ninth Highest CSR Spender

Amount in Crore Rs.

State	2018 – 19	2019 – 20	2020 – 21	2021 – 22	2022 – 23	Total
Rajasthan	595	734	670	710	1,102	3,419



CSR spending in Rajasthan witnessed a flat and static pattern. There was a significant increase of **23.36%** in 2019 – 20, which was corrected and moderated with a decrease of **12.61%** in 2020-21.

Telangana: Tenth Highest CSR Spender

Amount in Crore Rs.

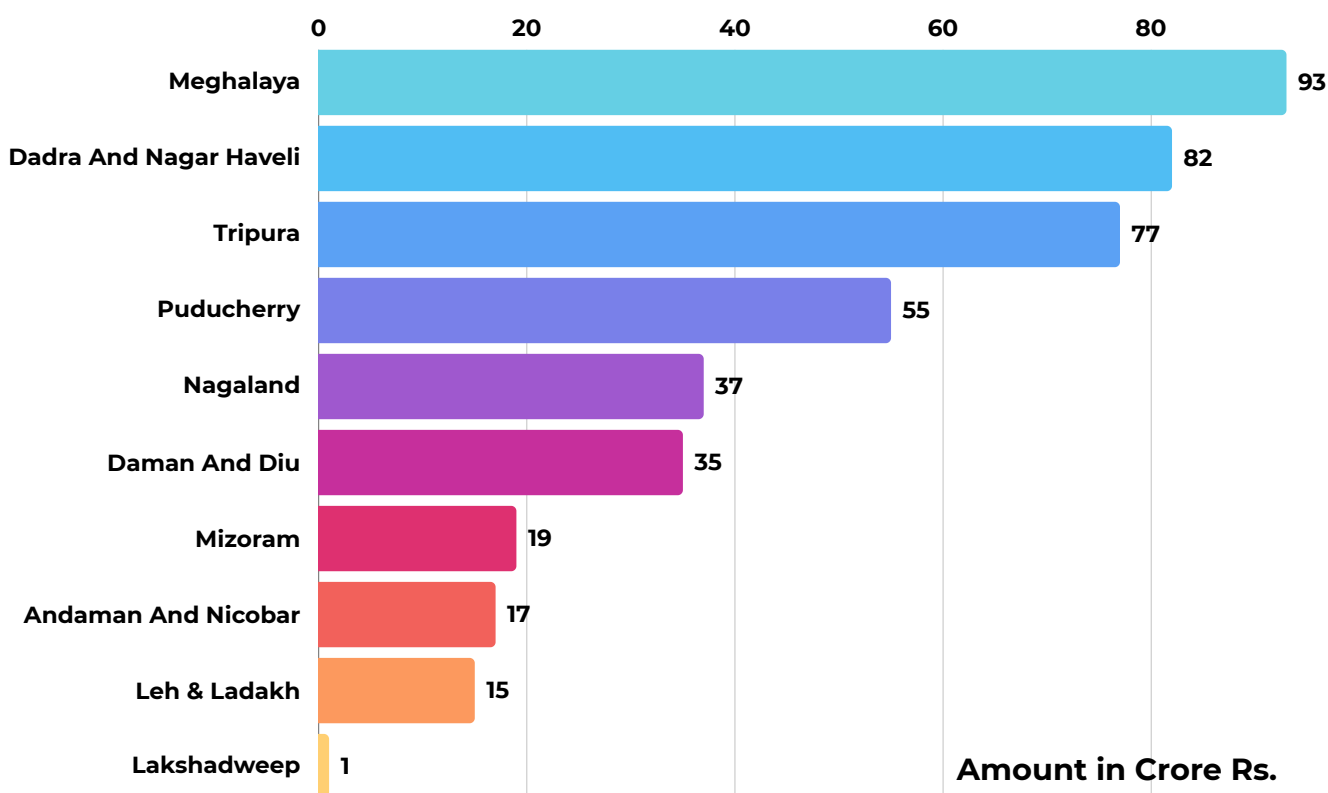
State	2018 – 19	2019 – 20	2020 – 21	2021 – 22	2022 – 23	Total
Telangana	428	446	628	681	1,007	3,190



This decade old state witnessed investment surged of **135%** in last five years., which is almost three times the National average.

This surge could be because Telangana is the newly formed state and its value was quite low.

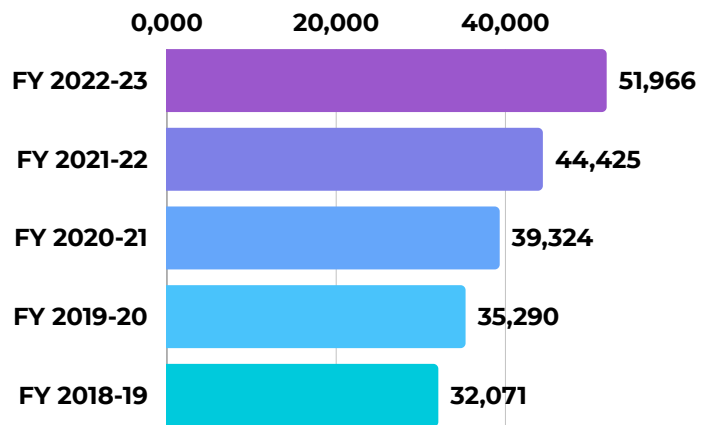
10 States to receive Lowest CSR Investments:



The graph above illustrates the states that have received the least CSR investments over the past five years. This trend is largely attributed to the smaller geographic size of Union Territories and the limited presence of Industries in North Eastern states.

Total CSR Projects from 2018-19 to 2022-23:

CSR projects surged by **62%** from FY 2018 – 19 to FY 2022 – 23, demonstrating a consistent upward trend and growing corporate commitment to social responsibility.



**There would be a deviation of 5% in the data*

2024



ABOUT US

01 70+ Reports

02 45+ Corporate Clients

03 12+ Government Departments

04 9 States

05 35+ CSR Compliance Assessment

06 8 PPP Models

Fulcrum is a leading Consulting, Advising and Research Firm in CSR and Social Sector based in the Vibrant State of Gujarat catering to Corporates, Governments and Social Sector Organizations.

Strategic and Regulatory Consultation, Documentation & Reporting, CSR and Social Audits & Research are the key verticals of this leading firm. Fulcrum has also developed unique models like CISS (Continuous Improvement in Social Sector) which helps the companies to assess their ongoing projects and fine tune it.

www.fulcrum.vision

Contact



+91 92772 53777
enquiry@fulcrum.vision



3rd Floor, A – 11, Shivmahal
Malhar Point – GAIL Road
O P Road, Akota, Vadodara, 390020,
Gujarat (India)